

TIMBERLINE TALK



CARBON MONOXIDE: FACTS TO LIVE BY

INSIDE THIS ISSUE:

<i>Carbon Monoxide</i>	1
<i>Home Improvements</i>	1
<i>Planning a Move?</i>	2
<i>Board of Directors</i>	3
<i>Coming Events</i>	3

PLANNING A HOME IMPROVEMENT?

Homeowners are required to call the architectural committee before making any permanent improvements to their properties. This includes, but is not limited to, fences, sheds, or room additions.

For an architectural improvement form, call Stuart Folse at 378-5222 or find it on the web at <http://timberlinevalley.us>.

TIMBERLINE VALLEY HOMEOWNERS CALL STUART BEFORE THEY DIG!



Carbon monoxide (CO) is invisible and deadly. You can't see it. You can't smell it. You can't taste it. Often the problem isn't recognized until it is too late.

1. In the past five years, Champaign fire personnel have responded to 464 calls involving carbon monoxide (CO). Twenty-five percent of these calls (117) identified CO:

- 35 registered readings of 50 ppm or higher
- 82 registered readings of 1 to 50 ppm


2. 35 ppm is the standard set to warn people to leave the area and call 9-1-1.
3. Faulty furnaces, stoves, fireplaces or water heaters may produce carbon monoxide. It is a by-product of incomplete burning and additionally found in exhaust from vehicles, snow blowers, and lawn mowers.

Purchasing carbon monoxide alarms:

1. Compare the different types of alarms:
 - Plug-in models load into an electrical outlet. Some have a battery backup in case the power goes out.
 - Battery-powered models use a special battery pack. These battery packs must be replaced as recommended.
2. Read the labels carefully, looking for the seal of an independent testing agency such as Underwriters Laboratory (UL) or Factory Mutual (FM)
3. Smoke alarm / CO alarm combination units are a good option if the smoke alarm needs replacing or is over 10 years old.

Placement of carbon monoxide alarms:


- Install near sleeping areas and on every floor of the home. Locate alarms at least 5 to 6 feet away from fuel-burning appliances. Follow manufacturer's recommendations.
- Carbon monoxide will diffuse across a room, allowing a working CO alarm to be placed at any height. This is different than the smoke alarm that must be placed high to capture the first signs of smoke—which rises.



CARBON MONOXIDE, CONTINUED

Planning a Move?

If you're planning to leave the neighborhood, please remember that you will need documentation from the Board to prove there are no outstanding liens on your home. Also, please remember to give us adequate time to prepare the documents, since we don't do this as our full time job. If you're planning a move please contact our Secretary, Amy Slagell at 390-0063 and she'll be glad to assist you.



Carbon Monoxide Poisoning Signs and Symptoms:


- Early symptoms of CO poisoning include headache, nausea, vomiting and dizziness.
- More significant poisoning symptoms include a throbbing headache, drowsiness, confusion and heart irregularities.
- Severe poisoning can cause convulsions, unconsciousness, brain damage and death.
- CO poisoning usually occurs slowly over a period of several hours. However, at very high concentrations, carbon monoxide can kill in minutes.

Prevention is Key:

1. Maintain fuel-burning appliances.
2. Require a qualified professional to inspect and clean heating systems annually.
3. Check chimneys.
4. Watch for signs of CO problems in the home:
 - A soot buildup near fuel-burning appliances.
 - A burning smell or other unusual odor.
 - An appliance continually shutting off.
 - A yellow-looking flame on a gas appliance.
5. Allow a home to "breathe"; newer, airtight homes prevent CO from dispersing.
6. Use fuel-burning appliances and vehicles correctly.
 - Use a charcoal or gas grill outdoors only.
 - Vent a fuel-burning heater to the outside.
 - Vent a gas range to the outside.
 - Use a gas range or oven for cooking only, never for heating.
 - Never leave a vehicle running in the garage — even with garage door up.
 - Start yard equipment outdoors.

Legislation:

A new law passed by the Illinois General Assembly, effective January 1, 2007, mandates that every "dwelling unit" have at least one working carbon monoxide alarm within 15 feet of each room used for sleeping.



TIMBERLINE VALLEY BOARD OF DIRECTORS

Glenn Adden, 3106 Timberline Drive, 398-8153

Steve Anderson, 3305 Timberline Drive, 352-4686

Roger Corsaro, 3206 Amy Drive, 355-1849

Stuart Folse, 3101 Gold Medal Drive, 378-5222

Melanie Hertel, 3405 Timberline Drive, 398-4263

Adam Johnson, 3106 Valerie Drive, 351-8842

Mitch Kazel, 3301 Valerie Drive, 333-1259

Bill Link, 3302 Valerie Drive, 403-9845

Amy Slagell, 3209 Amy Drive, 390-0063

Brian Wente, 3002 Valerie Drive, 356-5965

Mike Williams 3112 Sharon Drive, 352-1370

Tom Shaw, 3094 Timberline Drive, 351-7359

Board of Directors Responsibilities and Homeowner Responsibilities

There seems to be some confusion about the responsibilities of your Homeowner's Association Board of Directors. The duties of the board can be found in section 13 of the Bylaws. For example, the board is responsible for taking action on the covenants, maintaining the commons and basins, setting a budget and reporting to the homeowners annually. However, the Board of Directors has no authority to enforce the Champaign Municipal Code. To report Code violations (such as loud parties, cars left parked on the street for over 72 hours, vehicles blocking the sidewalk, etc.) please call the Champaign Police Department non-emergency number at 217-351-4545. You do not need to give your name. The city will then deal with the issue appropriately. Reporting these problems will make the subdivision a more pleasant and safe place to live for all.

The entire Champaign Municipal Code can be found under the CITY GOVERNMENT link on the City of Champaign's web site: <http://www.ci.champaign.il.us/>

Coming Events:

Bradley Avenue road construction between Mattis Avenue and Duncan Road is scheduled to begin around the middle of May. The road construction will take between 18 to 24 months. You may want to plan an alternate route once construction begins. **Spring Garage Sale ...May 19th, 8am – 1pm.** Our neighborhood garage sales are always one of the most anticipated sales in Champaign. Your participation is what makes it great! So clean out those closets and get ready for a great day of selling!

MARK YOUR CALENDARS

2007 Garage Sales:
May 19, 8 am-1 pm
August 25, 8 am-1 pm

Board Meetings:
March 10
May 12
July 14
September 8

